

Aurora Fire District

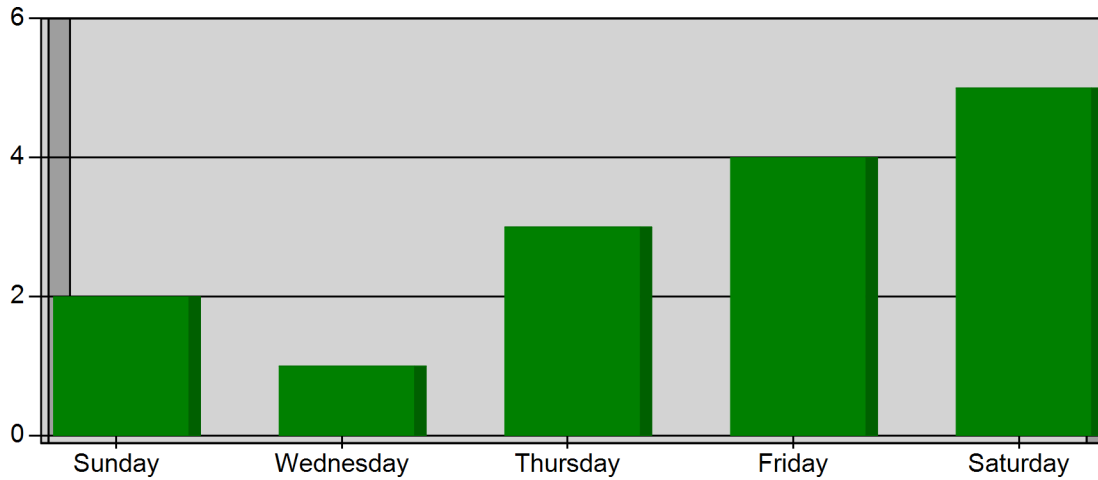
Aurora, OR

This report was generated on 6/3/2024 2:47:56 PM



Incidents by Day of the Week for Date Range

Start Date: 05/01/2024 | End Date: 05/31/2024



DAY OF THE WEEK	# INCIDENTS
Sunday	2
Wednesday	1
Thursday	3
Friday	4
Saturday	5
TOTAL	15

Only REVIEWED incidents included



Aurora Fire District

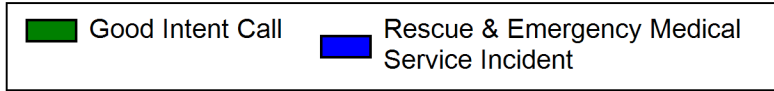
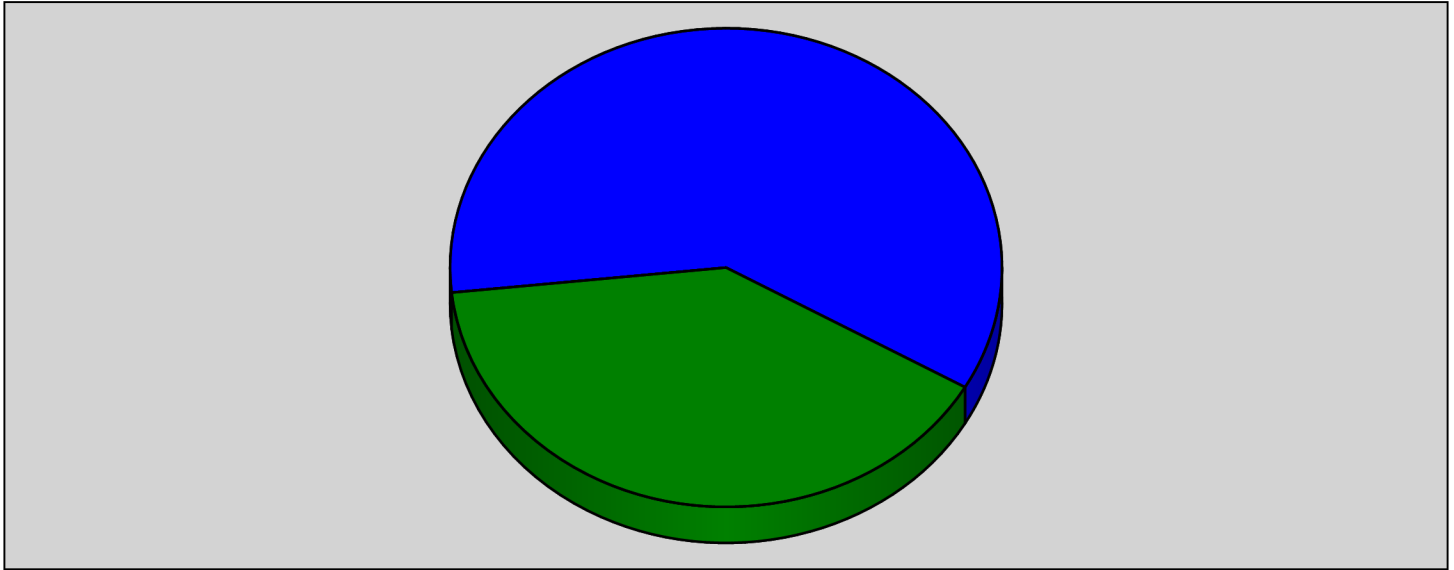
Aurora, OR

This report was generated on 6/3/2024 2:48:40 PM



Major Incident Types by Month for Date Range

Start Date: 05/01/2024 | End Date: 05/31/2024



INCIDENT TYPE	MAY	TOTAL
Good Intent Call	6	6
Rescue & Emergency Medical Service Incident	9	9
Total	15	15

Only REVIEWED incidents included



Aurora Fire District

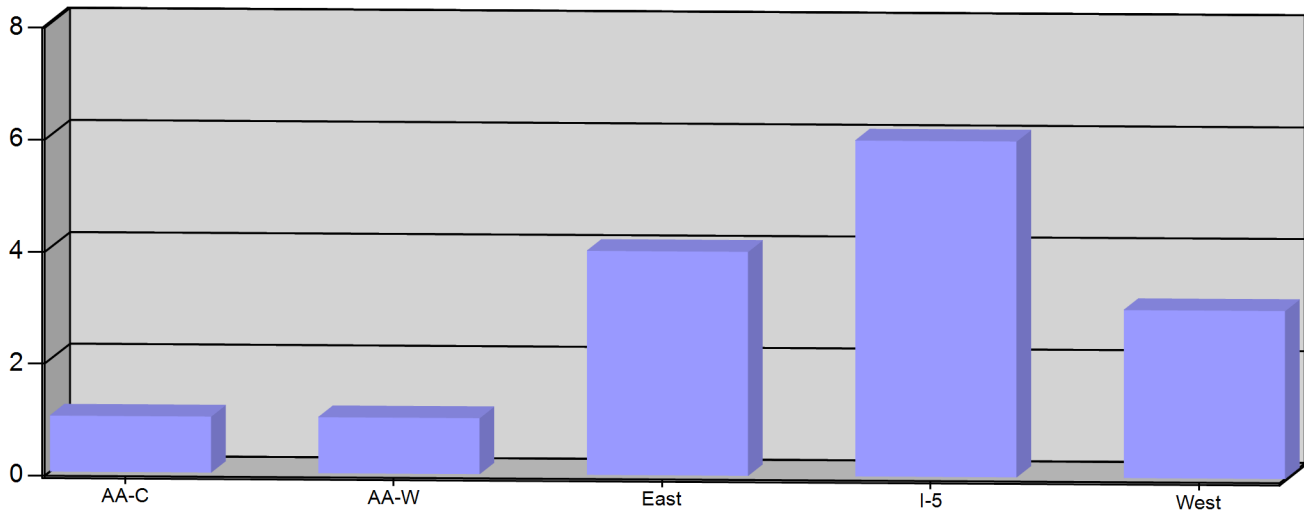
Aurora, OR

This report was generated on 6/3/2024 2:49:00 PM



Incident Count per Zone for Date Range

Start Date: 05/01/2024 | End Date: 05/31/2024



ZONE	# INCIDENTS
AA-C - Assist Agency-Canby	1
AA-W - Assist Agency-Woodburn	1
East - East of I-5	4
I-5 - On Interstate 5	6
West - West of I-5	3

TOTAL: 15

Zone information is defined on the Basic Info 3 screen of an incident. Only REVIEWED incidents included. Archived Zones cannot be unarchived.



emergencyreporting.com

Doc Id: 270

Page # 1 of 1

Aurora Fire District

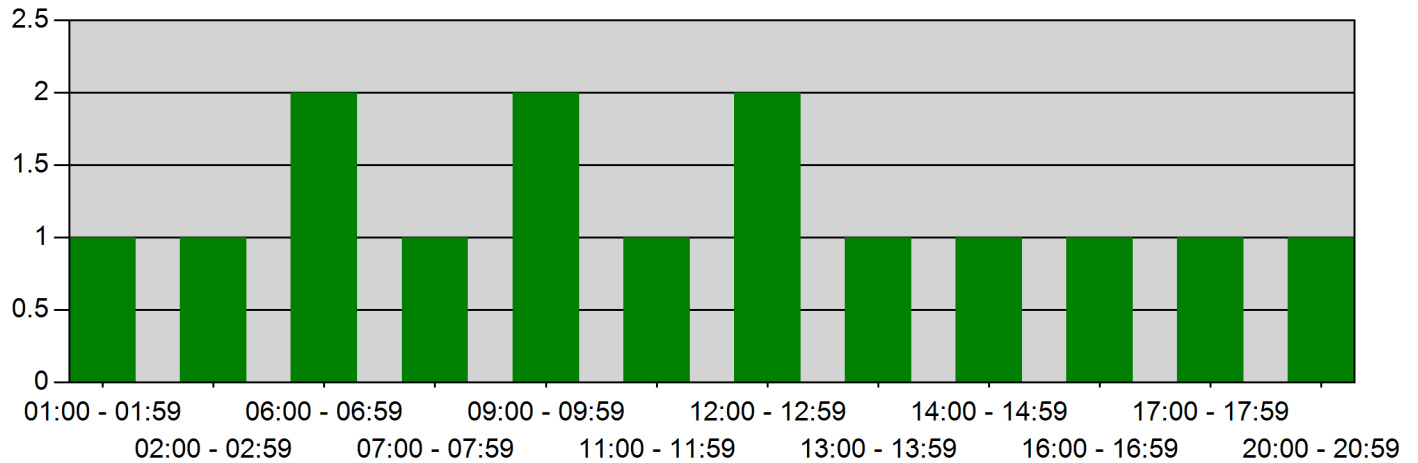
Aurora, OR

This report was generated on 6/3/2024 2:49:16 PM



Incidents by Hour for Date Range

Start Date: 05/01/2024 | End Date: 05/31/2024



HOUR	# of CALLS
01:00 - 01:59	1
02:00 - 02:59	1
06:00 - 06:59	2
07:00 - 07:59	1
09:00 - 09:59	2
11:00 - 11:59	1
12:00 - 12:59	2
13:00 - 13:59	1
14:00 - 14:59	1
16:00 - 16:59	1
17:00 - 17:59	1
20:00 - 20:59	1

Only REVIEWED incidents included

