



- paint red, white, blue as illustrated
 - paint light pink or white on rest of hydrant
 - Place ribbons randomly —
 - there are other colors other than pink for Breast Cancer — If you know others do so varying ribbon colors.
- If you need help making a template for the ribbon, I will help you with it.
- Trace around the template with a black Sharpie — then paint.

Fire Hydrant Template Front




MOD FLOWERS
have fun with color!

Fire Hydrant Template Front




- All over daisies
- gold or yellow centers
 - green leaves/stems
 - black outlining on daisy petals
 - petals are white
- a color for hydrant which will show off the daisies

Fire Hydrant Template Front



Mosaic Design
You will only have a few colors to work with so make some of your areas bigger and repeat colors

Fire Hydrant Template Front




Fire Hydrant Template Front



Stars and Circles
• Top is done with a small piece of sponge dip in paint then sponge around randomly

Fire Hydrant Template Back



Here are some great ideas for painting fire hydrants in Donald—a family friendly activity and easy to do!

1. First step is to select a design idea or create your own drawing and submit for approval to the DBG committee (there are some great ideas online too!)
2. Also, select the fire hydrant you would like to paint and include that information when submitting your drawing. (Yes, you can paint more than one!)
3. Once your creative drawing or selected design is approved, you may request paint and materials from a DBG volunteer.
4. Helpful Hints: let paint dry in layers before adding details, wear old cloths—paint is not washable, use paper or cloth to protect ground around hydrant.
5. Have fun!